

More

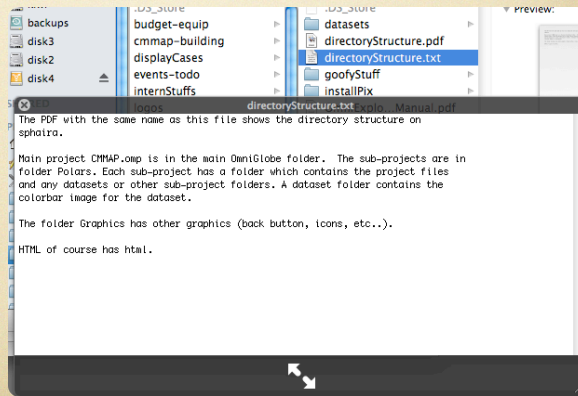
Cool Mac Tidbits

Quick Look

Quick Look enables you to view file or folder attributes and contents quickly.

Select a file or folder in Finder and press the spacebar. Pressing spacebar again will quit the Quick Look.

You may enter full screen mode using the bottom arrows.




Quick Look, continued

Sometimes it's helpful to view a Quick Look in full screen mode right away. Press

<option>spacebar

as a shortcut for this.



Quick Look and slideshow

Got a bunch of images and want to view as a slideshow? Select them all and hit spacebar. You can use the Play button (arrow) to go through them, view as individual images or save to iPhoto.



Quick Look and Trash

To open items you've trashed, you have to drag them out first. However, Quick Look works on your Trash folder so you can easily get a preview of something instead of having to drag it out.

Quick Look also works inside Time Machine. You can take a quick look to verify the file you see is the one you want.

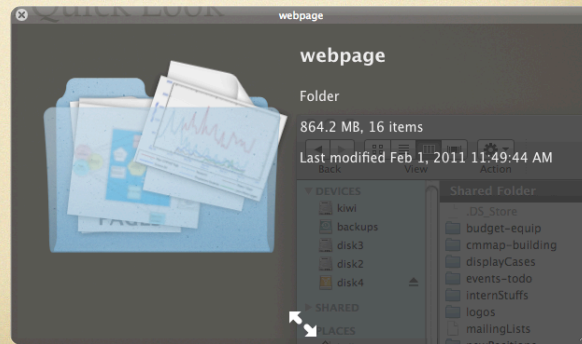


Folder previews in Quick Look

- Select a folder in Finder
- Hold down the spacebar
- Folder contents will rotate through

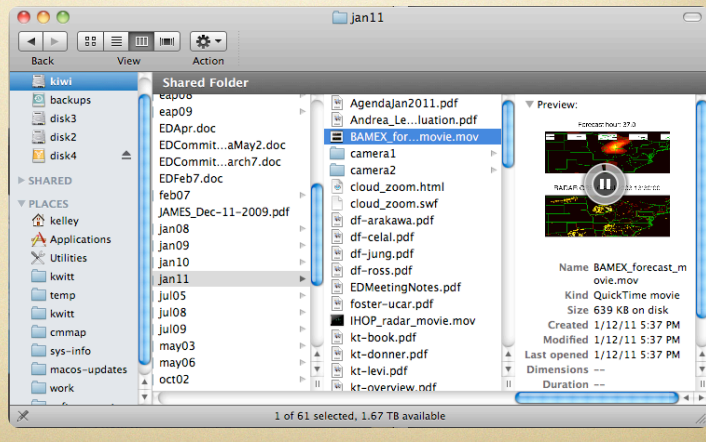
Command:

```
> defaults write com.apple.finder QLEnableXRayFolders 1
```



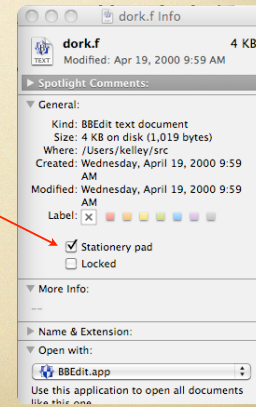
Previewing movies in Finder

- Select a movie in Finder in Column Mode
- Hover over the preview to the right
- Click the Play button



Stationery Pad

Available in the File's Get Info menu, this option allows you to use the same file template each time an application is open.

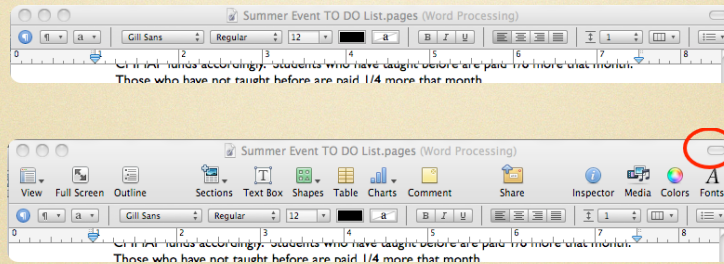


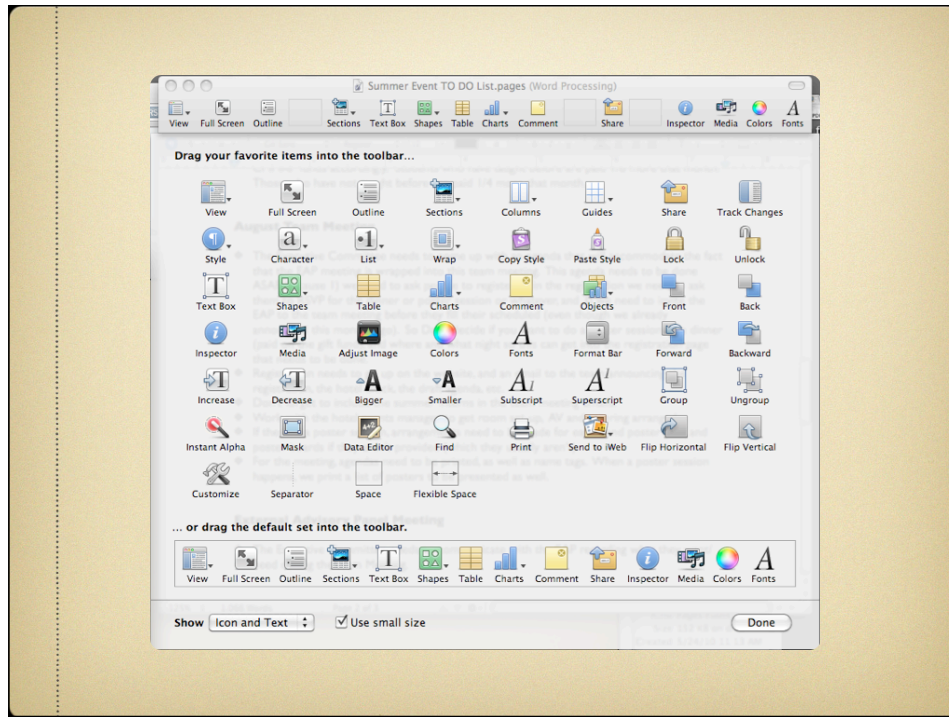
Customizing Toolbar shortcut

Available for most applications.

<command><option> click the little pill-shaped button at top right of the window's title bar.

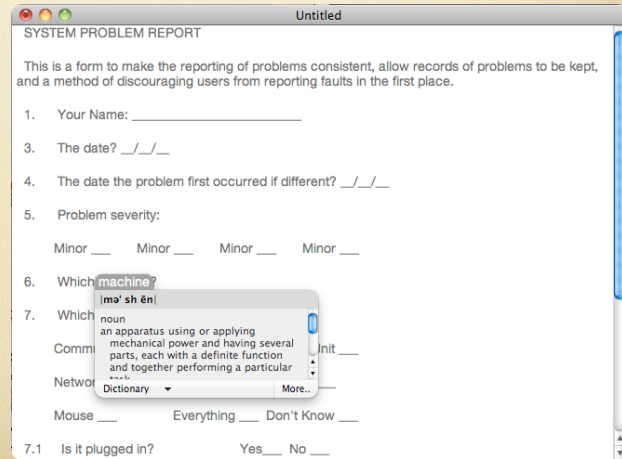
Drag and drop icons onto your app's toolbar.





Quick Dictionary Lookups

- Select word in the application
- <Control> <Command> d



SYSTEM PROBLEM REPORT

Untitled

This is a form to make the reporting of problems consistent, allow records of problems to be kept, and a method of discouraging users from reporting faults in the first place.

1. Your Name: _____

3. The date? __/__/__

4. The date the problem first occurred if different? __/__/__

5. Problem severity:

Minor ___ Minor ___ Minor ___ Minor ___

6. Which **machine**?

7. Which **machine**?

Comm _____ Unit _____

Netwo _____ More.. _____

Mouse _____ Everything ___ Don't Know ___

7.1 Is it plugged in? Yes ___ No ___

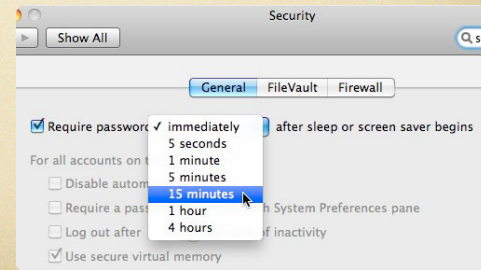
machine
[mə'shɪn]
noun
an apparatus using or applying mechanical power and having several parts, each with a definite function and together performing a particular function

Password delay on screensaver

- Available in System Preferences -> Security but you cannot select a custom time
- 30 minutes would be nice, eh?

Command:

```
> defaults -currentHost write com.apple.screensaver askForPasswordDelay  
-int 1800
```



Screen Grabs

- <command><shift>3 captures entire screen
- <command><shift>4 captures an area

These save to a png file on your Desktop. To save to the clipboard instead, press <control> with the above combinations.